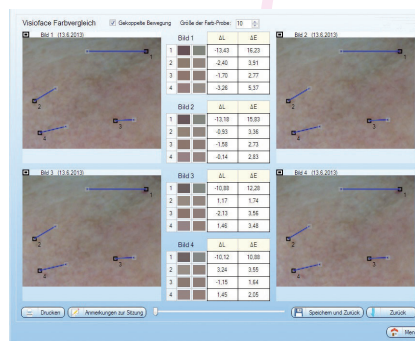
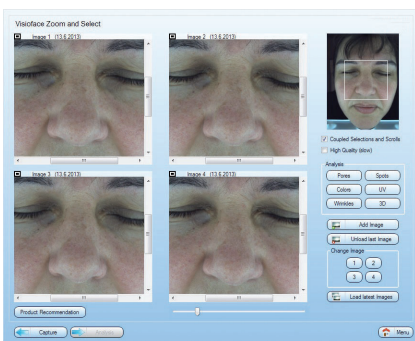


Facial Imaging for Documentation and Analysis

VisioFace® lite

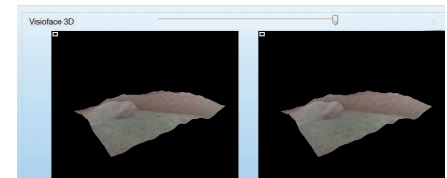
- Small, shapely device for full face photography and image analysis.
- Unique light-guiding plexiglas material, providing homogenous white lighting. Standby illumination is blue-violet.
- Miniature camera (5 Megapixel) takes detailed images of the face.
- Small dimensions and low weight allow easy mobile use.
- A plexiglass stand, lifting the device to a convenient height on the table, protects it during transportation.
- Chin rest for the exact positioning for frontal and sidewise images.
- Interesting analyses of different parameters (pores, wrinkles, spots, sun damage, colour, 3D details) on the image.
- Product and treatment recommendations are given automatically.
- The VisioFace® lite works with the full face photography part of the sophisticated and convenient software Complete Skin Investigation (CSI).



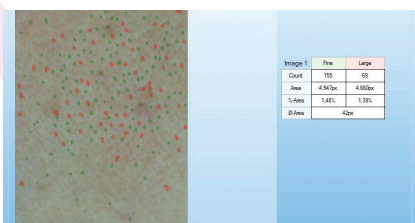
colour



wrinkles



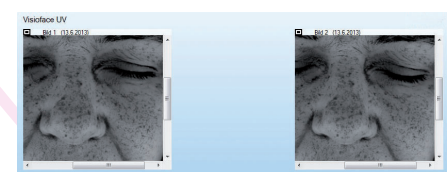
3D-function



pores



spots



hidden spots

Technical data
 Dimensions: Height 29.2 x Width 20.8 x Depth 23 cm, Weight: (without stand) approx. 3.4 kg,
 Illumination: Standby: blue-violet, activated white (switching by a touchless distance sensor),
 Camera: 5 Megapixel, Resolution 1944 x 2592 pixel,
 Power Supply Illumination: external 100-250 V, 47-63 Hz, DC 12V/9A, Port & Camera: USB,
 Computer: Windows® XP, Vista or 7/8, 32 bit (64 bit), has to meet system requirements, USB 2.0
 Technical changes may be made without prior notice.